


## 5-Minute Clinical Consult

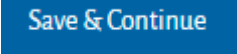
### Create your personal account to access the 5MinuteConsult app!

1. Access 5minuteconsult.com with your institutional access:
  - a. IP Access: Go to 5MinuteConsult.com using your institution's WIFI connection.
  - b. URL Access: Login to your institution's learning management system and click the 5MinuteConsult.com link.

**\*\*HINT:** You will know you are authenticated as your institution when you see your institution's name in the green bar in the upper right-hand corner of the page.


2. Click on 
3. Complete the form with your information.

**\*\*HINT:** Profession and Specialty are required fields. If your specialty is not listed, please choose other.

4. Click 
5. Notice the green bar in the top right corner of the page has changed to your information.

### **You have created a personal account! Now you can use the app!**

6. If you have not already downloaded the mobile app, use your mobile device and download the app from either the Apple App Store or Google Play.

**\*\* Hint:** The app looks like this . Be careful when downloading the app as there are other apps with similar names.

7. Enter the username (email) and password you created when you set up your personal account.

**\*\* Hint:** You must use the website every 90 days and sign back in with your institution's authentication to keep your account active.

Need Assistance? Contact [support@ovid.com](mailto:support@ovid.com)